

BIBLE STUDY

**STAYCATION
BIBLE SCHOOL**

first lutheran church

M O N D A Y

Theme of the day: **Loving God**

Question of the day: **Who do you respect the most?**

Verse of the day: **Mark 12:30**

Key Story: **Matthew 8:5-13 – “The Faith of the Centurion”**

Key take away: **Loving God is the most important thing we can do, and a huge part of loving God is respecting God.**

SO & SO SHOW

https://www.youtube.com/watch?v=g-t7_lkaKVs

The Question of the day comes from this video: “Who do you respect most?”

BIBLE STORY

Matthew 8:5-13(NIV) “The Faith of the Centurion”

5 When Jesus had entered Capernaum, a centurion came to him, asking for help. 6 “Lord,” he said, “my servant lies at home paralyzed, suffering terribly.”

7 Jesus said to him, “Shall I come and heal him?”

8 The centurion replied, “Lord, I do not deserve to have you come under my roof. But just say the word, and my servant will be healed. 9 For I myself am a man under authority, with soldiers under me. I tell this one, ‘Go,’ and he goes; and that one, ‘Come,’ and he comes. I say to my servant, ‘Do this,’ and he does it.”

10 When Jesus heard this, he was amazed and said to those following him, “Truly I tell you, I have not found anyone in Israel with such great faith. 11 I say to you that many will come from the east and the west, and will take their places at the feast with Abraham, Isaac and Jacob in the kingdom of heaven. 12 But the subjects of the kingdom will be thrown outside, into the darkness, where there will be weeping and gnashing of teeth.”

13 Then Jesus said to the centurion, “Go! Let it be done just as you believed it would.” And his servant was healed at that moment.

STORY RECAP

I always find that having kids try to retell the story after hearing is a great way to help them remember it. Try asking them to summarize it with you!

STORY & VIDEO DISCUSSION QUESTIONS

- How did the centurion show respect to Jesus? (He was so confident in Jesus that he could heal his servant that he didn't even question whether or not Jesus could heal him from far away)
- What does respect mean?
- Why Do you show someone respect?
- How do you show someone respect?
- Why would we want to respect God?
- How do 'love' and 'respect' connect?

VERSE OF DAY & LESSON

*This section has instructions like "read, say, ask"... these are guides to follow IF you want to. Feel free to let the conversation go where you/the kids want it to, ask your own questions, etc... this is just a guide if you're not sure where to start. After the 'ask' lines, allow everyone time to answer, ask other questions, and guide conversation a bit. Then when you feel like it's the right time, go to the next line.

READ MARK 12: 28-31

SAY

In this story, Jesus is asked what the greatest commandment is. What is really being Asked is “of the 10 commandments, which one is more important?” Now the scribe is asking this as a trick question, because none of the 10 Commandments is greater than the other. The scribe is trying to trick Jesus into picking one so they can tell him he is wrong. But, Jesus turns the question back around and sums up the 10 commandments into just two commandments. **To love God, and to love neighbor.**

ASK

Why do you think it's important to love God?

SAY

God loves us so much. Each and every one of us. No matter what we say or do or think or how we look or act or walk or talk or dance or run. God loves us. And that will never ever stop

ASK

While everything in the Bible is a story of love, can you remember the biggest act of love in the bible? (Jesus dying on the cross for our sins)

SAY

When Jesus died on the cross for us, he was performing the greatest act of love there's ever been. He died so that we could live, even though we mess up and sin and make mistakes. God loves us so much and asks us to love him back the best we can.

ASK

What does loving God look like?

ASK

Who do you respect most? Or... Who should you respect most? Why?

Allow time for everyone to answer and talk about it. Let kids explain what they mean and help them understand what respecting God means to you. End with a prayer, thanking God for helping you learn more about Him and asking for help remembering to show respect.

ACTIVITY

“10 to 2” – Sort the 10 Commandments

Steps:

1. Draw a line down the middle of a piece of paper. On one side write a header: “Love God” and on the other write “Loving Neighbors”
2. Find the 10 commandments in the Bible. (You can find them in Exodus 20 Or you can challenge yourselves to remember them without having to look them up)
3. Look at each commandment individually and decide if it falls under “Love God” or “Love Neighbor” category and write it that column
4. Continue until you’ve sorted through all 10

*The next couple pages are coloring or activity pages that you can print off if you’re looking for more activities to do!

WITNESS WITH ALL OF YOUR
GODS WITH ALL OF YOUR
HEARTS WITH ALL OF YOUR
SOULS AND WITH ALL OF YOUR
MINDS AND WITH ALL OF
YOUR STRENGTH

ALL OF YOUR
WITH

OF

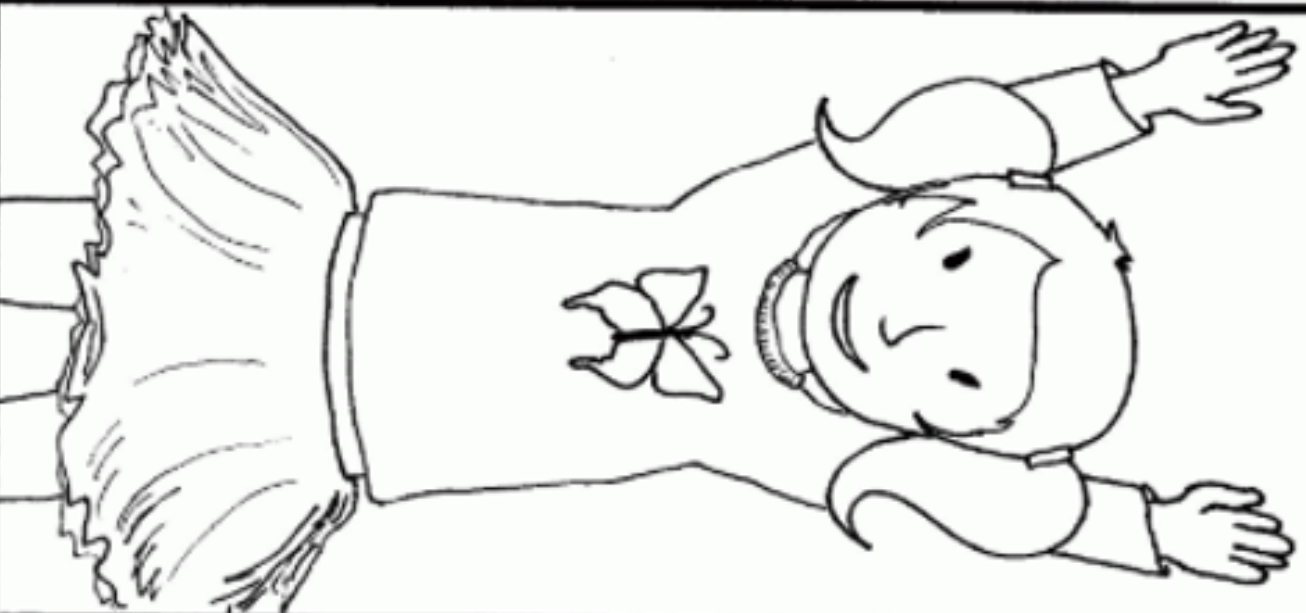
OF

MARK 12:30

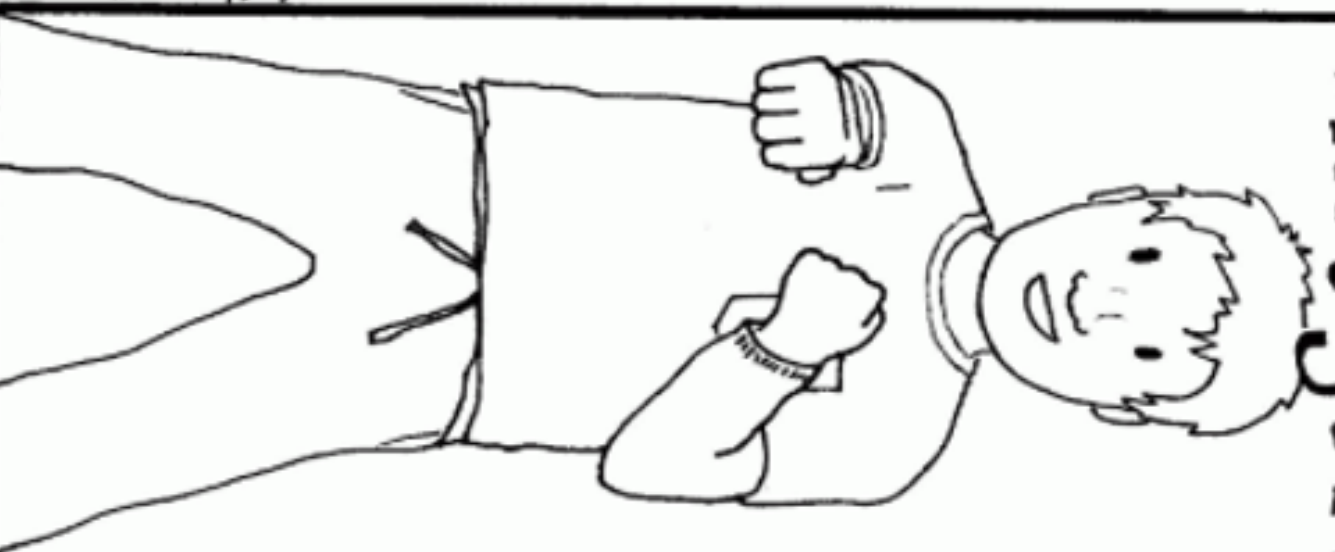
♥ heart ♥



✿ Soul ✿




☀ might ☀



Word Search

The Greatest Commandment



love	Lord	God
heart	soul	mind
strength	neighbor	commands
yourself	obey	